

PARENT SIGN-UP FOR POWERSCHOOL

website: <https://www.whsd.net/content/powerschool>

Make sure you have your ACCESS ID and ACCESS PASSWORD from the school

The screenshot shows the top navigation bar of the Woodland Hills School District website. The logo on the left features a blue laurel wreath with the letters 'wh' inside. To the right of the logo, the text 'WOODLAND HILLS SCHOOL DISTRICT' is displayed. Further right, there are links for 'Home', 'Find Us', 'Quick Links', and 'Search'. Below the navigation bar, there are three main content columns. The first column is titled 'QUICK LINKS' and lists various services like 'Daily Attendance', 'Odysseyware', and 'Edgenuity'. The second column is titled 'POWERSCHOOL' and contains a graphic of a stylized 'P' with vertical bars. The third column is titled 'ADDITIONAL INFO' and lists login options: 'TEACHER LOGIN', 'ADMIN LOGIN', 'PARENT SIGN-UP PAGE' (highlighted in yellow), 'K-6 PARENT/STUDENT LOGIN', and '7-12 PARENT/STUDENT LOGIN'.

1. Click: PARENT SIGN-UP PAGE

The screenshot shows a form for creating a new PowerSchool ID. At the top, it says 'Unified Classroom uses a new global PowerSchool ID. Please enter a new username and password.' The form has five input fields: 'First Name' (with 'Joseph' entered), 'Last Name' (with 'Wolverine' entered), 'PowerSchool ID (email)' (with 'whsd@whsd.us' entered), 'Password' (with masked characters), and 'Confirm Password' (with masked characters). A blue button at the bottom is labeled 'Create PowerSchool ID'.

2. Place YOUR name, email and password as described

3. Click: CREATE PowerSchool ID


4. Make sure you write down your PowerSchool (email) and Password

5. Click: CONTINUE TO UNIFIED CLASSROOM SIGN IN

The screenshot shows a confirmation page with a green checkmark icon and the text 'That was easy! You're all set.' Below this, it says 'Your new PowerSchool ID is ready to use.' There is a section titled 'Here's how to get into Unified Classroom next time.' which lists the 'PowerSchool ID' as 'whsd@whsd.us' and the 'Unified Classroom URL' as 'https://classroom.powerschool.com'. At the bottom, there is a blue button labeled 'Continue to Unified Classroom Sign In' and the PowerSchool logo.

Welcome to Unified Classroom!

Sign in with your PowerSchool ID.


PowerSchool ID 

Password

Forgot Password?

Sign In

— OR —

 Sign In With Microsoft

6. Put in your PowerSchool ID (email) and password that you just created

7. Click: Sign In

Welcome to Unified Classroom!

Your account is not connected to your student. Please select one of the options below.

I have an Access ID


An access ID was either mailed, emailed, or given to you.
If you don't have an access ID, contact your school administrator.

— OR —

I have a Username and Password in my District's PowerSchool Parent Portal.

You will be redirected to the PowerSchool Parent Portal.

You can **Sign out** and come back later to complete this process.



8. Click I HAVE AN ACCESS ID

9. Type the first and last name of the student

10. Put in the ACCESS ID & ACCESS PASSWORD you were given from the school

Do you have any other students to add?

11. If no other students to add... click CONTINUE

Welcome to Unified Classroom!

Student Name

Access ID

Access Password

Add Another Student

Continue

You can **Sign out** and come back later to complete this process.

Unified Classroom

Dashboard

Communication

Progress

Calendar

Quick Links

Calendar

Events

No events

Class Overview

1-1e(A-B) Performing Arts
Reid Burnes

12. Click QUICK LINKS

13. Click CURRENT GRADES AND ATTENDANCE

Unified Classroom

Communication

Progress

Calendar

Quick Links

PowerSchool

Portal Login Page

Main Portal Page

Current Grades and Attendance

Grade History

Teacher Comments

My Schedule

Attendance History

School Bulletin

School Information

Class Registration

Monda

Par 3-3

14. Find grades...comments...etc....

PowerSchool SIS

Navigation

Grades and Attendance

Grade History

Attendance History

Teacher Comments

School Bulletin

Class Registration

Balance

My Schedule

Grades and Attendance: All

Grades and Attendance

Exp	Last Week				
	M	T	W	H	F
1-1e(A-B)					
2-2e(A-B)					
3-3e(A-B)					
4-4e(A-B) AL5-5B(A)					